Chartered Engineering Consultant for Civil and Environmental Engineering

Concept. Design. Execute.

Hydropower

BAUCON INT. ZT

Your vision, our precise design.



TABLE OF CONTENTS

03 Foreword
04 Run-of-River Plants
18 Pumped Storage
28 Embankment Dams and Concrete Dams
31 Company History
32 Contact

BauCon International ZT GmbH

YOUR RELIABLE PARTNER FOR INNOVATIVE DESIGN AND EXPERT CONSULTANCY IN HYDROPOWER SOLUTIONS

BauCon International ZT GmbH (BCI) is your reliable partner for the civil design and development of national and international hydropower projects. We provide comprehensive support to our clients across all design phases, from feasibility studies, regulatory permitting, and tender design to construction, including all necessary design documents. Additionally, we support our clients during commissioning and final plant operation to ensure successful project completion.

Thanks to our efficient cost structure, we are able to offer cost-effective services, including the design adjustments necessary to address all project-related challenges within the contractual budget.

BCI‘s core expertise lies in the detailed design phase of hydropower projects, with our internal structure specifically organized to support this focus. However, we are also pleased to apply the knowledge and expertise gained from completed projects to all other design phases for our clients, no matter if it is greenfield projects or rehabilitation. Our team is well-versed in working from both the owner‘s and the contractor‘s perspective, enabling us to adapt seamlessly to diverse project roles and requirements. We also actively participate in early contractor involvement (ECI) processes, where our early-stage input contributes to maximizing project value through optimized design.

To ensure that energy generated from Hydropower reaches consumers, we also serve the transmission and distribution sector, including high- and medium-voltage lines, both overhead and buried.

The following reference projects offer a representive glimpse into our decades of experience in hydropower and dam engineering.

Please visit us at **www.baucon-international.com** for more information and recent projects.

Hydropower plants are among the most effective and sustainable methods of generating energy. They harness the natural power of rivers and streams to produce clean, renewable energy - around the clock. With their ability to provide a constant supply of energy, they make a significant contribution to ensuring a stable power supply and reducing CO_2 emissions. Hydropower is therefore not only resource-saving but also an economically sensible investment in the future.

BAUCON INTERNATIONAL ZT GMBH - YOUR PARTNER FOR INNOVATIVE HYDROPOWER SOLUTIONS

As a leading engineering office in Austria, BCI specializes in the design, development, and implementation of hydropower projects. With comprehensive expertise in geotechnics, hydraulics, hydrology, structural analysis and dam design, we offer tailor-made solutions for all project phases — from concept design to final execution. Our engineers and experts work closely with you to ensure that each project is optimally adapted to the specific site conditions. We develop innovative and sustainable solutions that guarantee maximum efficiency and a long service life.

WHY BAUCON INTERNATIONAL ZT GMBH?

- **Expertise:** Decades of experience in the design and execution of hydropower projects worldwide.
- **Sustainability:** Focus on environmentally friendly, resource-saving solutions that minimize the ecological footprint.
- **Innovation:** Use of state-of-the-art technologies and BIM design for efficient and sustainable implementation.
- **Complete Solutions:** We offer all services from a single source - from the initial idea to final commissioning.
- **International Experience:** Our global expertise means we understand the challenges of each project and seamlessly coordinate all partners and stakeholders.

Together, we are shaping the energy transition with innovative and efficient hydropower solutions.

Run-of-River Plants

Energy from Water - Sustainably Planned, Precisely Built

BauCon International ZT GmbH is your reliable partner for greenfield developments and the rehabilitation of existing hydropower plants. With decades of experience, we deliver tailored, site-specific solutions across all project phases – from concept to execution.

Our strong geotechnical expertise enables cost-effective solutions for foundations, excavation and dewatering, even in the most challenging ground conditions. We have successfully contributed to projects ranging from 14 MW to 5000 MW.

From feasibility studies to detailed design and site supervision, we ensure seamless coordination across disciplines. With a focus on sustainability, efficiency, and long-term reliability, we help turn hydropower potential into lasting value.





RUN-OF-RIVER PLANTS

HPP Tauernbach Gruben

TIWAG - Tiroler Wasserkraft AG is currently constructing the Tauernbach-Gruben power plant in the municipality of Matrei in East Tyrol. The hydropower plant has an installed capacity of 27 MW and a head of 381 meters. The Tauernbach stream is harnessed to generate energy over a distance of approximately 8.5 kilometers. The construction of the power plant includes a weir with a flushing channel and desander, a pressure tunnel approximately 2.5 kilometers long, and an underground steel pipeline about 6 kilometers long with a diameter of 1.80 meters. The powerhouse is equipped with two vertical Pelton turbines.

At the end of 2023, BauCon International ZT GmbH was commissioned to provide execution design for the construction works related to the penstock, powerhouse and intake. The scope of services includes detailed design, hydraulic and structural calculations, including verifications, geotechnical , and the preparation of all official submission documents and plans. The project also includes the design of a 110 kV power supply via an underground cable system.

The routing of the steel penstock presents a particular geotechnical challenge due to the demanding topographical conditions and legal restrictions. The specific requirements include several crossings of torrents, two crossings of Transalpine Oil Pipeline (TAL), the laying of the penstock along the the Felbertauern Road (FAG), and comprehensive environmental impact assessment (EIA) requirements.

Through this project, BCI has successfully demonstrated its comprehensive expertise in geotechnics, as well as in the design of hydroelectric power plants and weir systems.

GENERAL PROJECT DATA

- Client: TIWAG
- Location: Matrei, East Tyrol Austria
- Installed capacity: 27 MW
- Gross head: 381 m
- Effective length of power water way: approx. 8.5 km
- Scope of work: Detail Design

MAIN STRUCTURES

- Weir, flushing channel, desander
- Pressure tunnel: 4,50 m diameter in hard rock
- Underground steel pipe (DN 1800),
- Powerhouse with 2 vertical pelton turbines

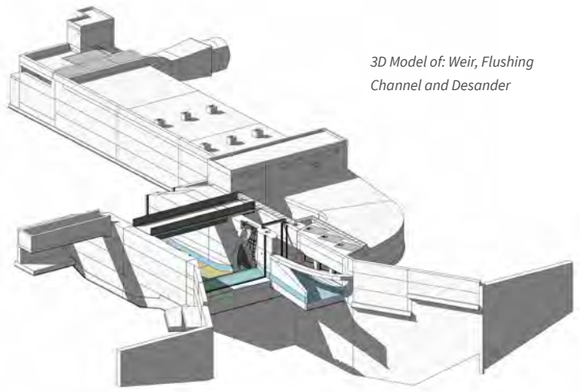

3D Model of: Weir, Flushing Channel and Desander

RUN-OF-RIVER PLANTS

HPP Töging am Inn

Hydropower in Töging has a long history - and now also a forward-looking future. The new construction of the Töging power plant increased electricity generation by an impressive 25%. This is made possible by the use of highly efficient Kaplan turbines in combination with a 20 km long headrace channel and a head of 30 meters. The project supplies 200,000 households in Bavaria and Austria with clean electricity. As general planner, BauCon International ZT GmbH was responsible for the complete execution design of the intake structure, the penstock, the powerhouse, all temporary and permanent dams and the upper and lower channels.

The comprehensive service package ranged from structural and geotechnical design and coordination of all suppliers to final expansion design - all from a single source.

The challenging geotechnical conditions required special measures: the excavation pit support was realized with a combination of bored pile wall, sealing wall, and a reinforced concrete ring beam. Exact design and the use of precise 5D-construction scheduling were crucial here.

By using modern 3D volume calculations, the minimum reinforcement content could be precisely determined and specifically reduced. The result: considerable cost savings in the millions for the client - without compromising quality or safety.

GENERAL PROJECT DATA

- Client: Verbund
- Location: Töging, Germany
- Target: +25 % energy production
- Installed capacity: 140 MW
- Supply: 200,000 households
- Turbine type: 3 x fish friendly Kaplan turbines
- Gross head: 37m
- Scope of work: Detail Design

MAIN STRUCTURES

- Inlet structure
- Penstock: open cut, concrete square section
- Powerhouse: deep excavation
- Excavation pit support: bored pile wall, sealing wall, reinforced concrete ring beam



RUN-OF-RIVER PLANTS

HPP Beyhan

The Beyhan hydropower plant is located in eastern Turkey on the Murat River, near the town of Beyhan. The plant is owned by Kalehan Beyhan Enerji Üretim ve Ticaret A.Ş. With an installed capacity of 582 megawatts and an annual electricity generation of around 1,586 gigawatt hours, the power plant makes a significant contribution to the regional energy supply.

The main powerhouse is divided into three areas: the access hall, the machine hall with four turbines, and the central control centre. Construction was completed in October 2014, and the plant was commissioned in March 2015.

BCI was responsible for extensive design services on behalf of Pöyry Energy GmbH. This included creating the formwork and reinforcement plans for the entire power plant, structural calculations for the control center and the access hall, as well as the steel construction design for the machine hall and the control center roofs.

Coordinating the formwork and reinforcement design was a key challenge. Ongoing coordination with Pöyry and the involved specialist planners required close integration of all information into a consistent 3D model. This was successfully implemented using the BIM tool Tekla, forming the basis for efficient, model-based design.

GENERAL PROJECT DATA

- Client: Pöyry Energy GmbH
- Location: Murat River, near Beyhan, Eastern Turkey
- Operator: Kalehan Beyhan Enerji Üretim ve Ticaret A.Ş.
- Installed capacity: 582 MW
- Annual generation: approx. 1,586 GWh

MAIN STRUCTURES

- Powerhouse with three main areas: Access hall, central control center and machine hall with 3 Francis type main turbines and 1 eco turbine
- RCC dam 85m
- Surface Spillway
- Inlet within RCC structure and 4 steel lined penstocks along the downstream dam face

RUN-OF-RIVER PLANTS

HPP Luang Prabang

The Luang Prabang Hydroelectric Power Plant project is a run-of-river plant currently under construction on the Mekong mainstream in Lao PDR. The owner and operator of the plant is the Thai energy group CK Power Public Company Limited. Ch. Karnchang Company Limited was commissioned with the detail design and construction of the plant under an EPC contract, with construction work commencing in 2021. The designed facility will have 7 main turbines and 3 smaller auxiliary turbines, with a total capacity of 1460 MW. This capacity will make it possible to generate 6577 GWh of electricity annually for the Thai market, with commissioning scheduled for 2030.

The main components of the plant include a two-chamber ship lock with a total lift height of 34 meters, a weir structure with 8 radial segment gates and a total capacity of 38300 m^3/s, as well as two erection bays, which also enable fish migration upstream and downstream. The powerhouse will be equipped with 7 vertical Kaplan turbines, each with a design flow of 765 m^3/s. In addition, an approximately 300-meter-long and 51 m high RCC dam will be built.

BauCon International ZT GmbH, together with its Thai design partner TEAM Consulting Engineering, is responsible for the detailed design of all concrete structures. This includes the disciplines of geology, geotechnics, hydrology, hydraulics, and structural engineering. As the lead company, BCI also provides the project director. All structures are modeled in 3D and processed (LOD 4) as a BIM project.

In addition to the enormous scale and complex technical details, the international, globally distributed design team presents a particular challenge for this project. The smooth coordination of all project partners across several time zones and countries is largely made possible by Ch. Karnchang's international project management experience, with all design services integrated into a central BIM model coordinated from our Thai Branch Office where our Engineers sit together with the clients' and other suppliers' Engineers.

GENERAL PROJECT DATA

- Client: Ch. Karnchang Lao PDR
- Location: Mekong main stream, Lao PDR
- Start of construction: 2021
- Planned commissioning: 2030
- Installed capacity: 1460 MW
- Annual electricity production: 6577 GWh
- Scope of work: EPC contractors lead designer / Detail Design

MAIN STRUCTURES

- Powerhouse: 7 vertical Kaplan turbines a' 200 MW, flow rate 765 m^3/s each
- 20 MW Eco auxiliary turbines, 3 x Kaplan type penstock turbines
- Ship lock: 2 chambers, total lift height of 34 m
- Surface and low level outlet type spillways: 8 radial gates, total capacity 38,300 m^3/s
- Erection bays: Allow fish migration upstream and downstream
- RCC dam: 51 m
- Setting the „state of the art" for large river fish migration systems

RUN-OF-RIVER PLANTS

HPP Alpaslan II

The Alpaslan II hydropower plant is located in eastern Turkey on the Murat River, a major tributary of the Euphrates, north of the city of Muş. Construction began in 2012 under the management of the operator Enerjisa Enerji Üretim A.Ş., launching an ambitious project for sustainable energy generation. After several years of construction, including a temporary construction halt, the plant was successfully completed in 2021. The facility has an installed capacity of 280 megawatts and generates around 850 gigawatt hours of electricity per year, making an important contribution to the region's environmentally friendly power supply.

The heart of the plant is a 116-meter-high earth core rockfill dam. Flood relief is provided by a 500-meter-long spillway with a 160-meter-long stilling basin. The plant is supplemented by an overflow structure with six radial gates and a powerhouse equipped with four Francis turbines. A surface switchyard ensures safe energy distribution.

As a subcontractor of Pöyry Energy, BauCon International ZT GmbH was commissioned with the comprehensive execution design for the concrete structures as well as supplementary trades as part of this major project. The tasks included the creation of the formwork and reinforcement plans for the powerhouse and the spillway structure, including the weir and the stilling basin. BCI was also responsible for the steel construction design of the machine hall and the administration building. The design of the outdoor facilities - such as drainage pipes, oil separators, and drainage systems - as well as the building extensions, including brickwork, screed structures, and railings, was also part of the scope of services. Hans-Martin Leitner (now CEO of BCI) was responsible for the dam design as AFRY's deputy project manager.

Alpaslan II HEPP is located in earthquake prone area with several active faults nearby. Paired with rapidly decomposing mudstone foundation and deeply weathered soft soils the project was technically challenging. The complex coordination of the many building components and the large-scale formwork and reinforcement design across all project phases thus were somehow "standard". The formwork plans were created, fully model-based in 3D using Tekla Structures. The resulting building model served as the central basis for coordination with other specialist planners, particularly in the areas of mechanical and pipe engineering.

GENERAL PROJECT DATA

- Client: Pöyry
- Location: Murat River, north-east of Muş, Turkey
- Construction period: 2012-2021 (incl. temporary construction stop)
- Installed capacity: 280 MW
- Annual generation: approx. 850 GWh

MAIN STRUCTURES

- Rockfill dam with central clay core (height 116 m)
- Surface spillway: 6 radial gates approx. 500 m long + 160 m long stilling basin
- Powerhouse with 4 Francis turbines
- Surface switch yard
- Machine hall and administration building (steel construction)

RUN-OF-RIVER PLANTS

HPP Golling

The Golling hydropower plant is a diversion weir type power plant on the Salzach river, contributing significantly to sustainable electricity generation with a total output of around 130 GWh per year.

Technical design for feasibility and permit design was carried out by BauCon International ZT GmbH. The project is developed by VERBUND, with Salzburg AG responsible for its later operation.

The power plant consists of a diversion weir structure with an integrated intake structure, a eco powerhouse, and a headrace tunnel that diverts the water to the main powerhouse. After utilizing its energy potential, the water is returned to the Salzach via a short tailrace structure.

An integrated environmental flow turbine harnesses the ecological flow for energy generation - an innovative approach to increasing efficiency.

BCI was responsible for designing the weir structure, including the environmental flow power plant, the intake structure, and for shaping the reservoir area and adjusting the riverbed to obtain regulatory permitting. A particular challenge is the silty subsoils, which require specific structural and geotechnical engineering solutions.

Great care is taken to protect the sensitive natural environment: near Pass Lueg lies the Salzachöfen natural monument, a protected area that marks the narrow gorge of the Salzach with its impressive geological formations. No construction activities were allowed within the boundaries of this natural monument throughout the project area.

The Golling hydropower plant stands for renewable energy generation characterized by technical precision, ecological responsibility, and regional cooperation.

GENERAL PROJECT DATA

- Location: Salzach River, Golling-Austria
- Annual generation: approx. 110-130 GWh
- Client: Verbund, operatad by Salzburg AG
- Scope of work: permit design
- Design of weir, intake structure, and the Design of the reservoir and downstream riverbed dredging

MAIN STRUCTURES

- Weir: 3 flap type gates
- Integrated intake structure
- Eco powerhouse
- Main powerhouse
- Head race and access tunnels
- Reservior and downstream dredging channel
- Fish migration system: Denilpass type (salmon up to 100cm)

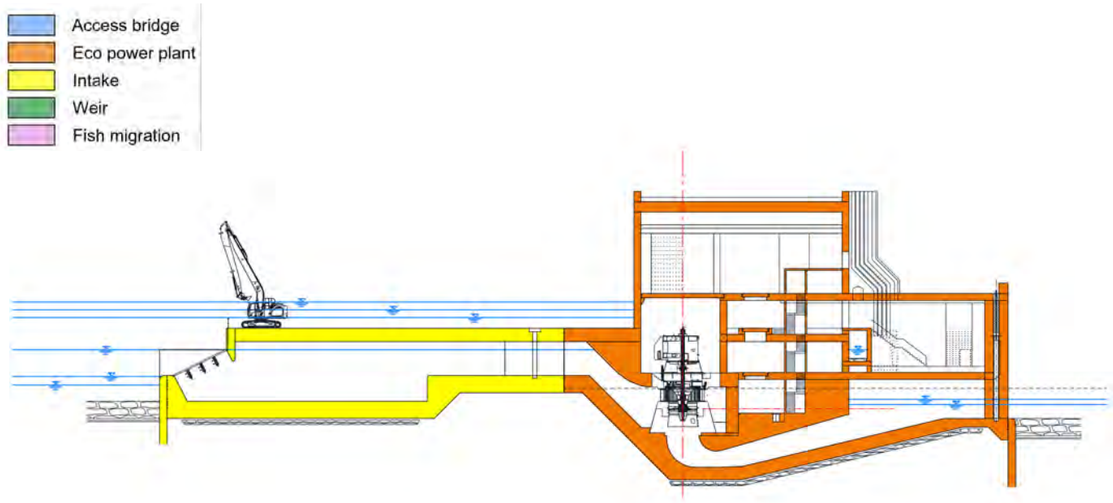

Pumped Storage

Efficient solutions for a sustainable energy supply of tomorrow.

BauCon International ZT GmbH specializes in the design of pumped storage power plants, which play a central role in sustainable energy supply.

We offer a comprehensive service that covers all phases of a project - from initial design to final execution. Our focus is on customized solutions that incorporate both technological innovation and economic efficiency.

Our approach combines modern design techniques with innovative methods to maximize plant performance while optimizing costs. Particularly in the area of ecological responsibility, we ensure that every project is implemented in an environmentally friendly and resource-saving manner.

With our experience and expertise, we ensure that every pumped storage power plant is realized on time and within budget. We place great importance on close cooperation with our partners and clients to develop tailor-made solutions that meet the requirements of a sustainable energy supply.

PUMPED STORAGE

PHES CONFIDENTIAL

The pumped storage power plant is being built in Germany and is characterized by its low impact on nature. The project comprises an upper reservoir, a shaft type powerhouse, a low pressure tunnel and a high pressure penstock as well as two intake structures inside the upper and lower reserviors. Water is pumped from the Danube that forms the lower reservior towards the upper reservoir via an underground waterway.

BauCon International ZT GmbH was responsible for developing the optimized tender design based on the submission design. The goal was to both reduce costs and increase the efficiency of the project.

The biggest challenge was to combine innovative techniques with cost-saving measures. Targeted mass balancing made it possible to significantly minimize material transport and reduce construction time.

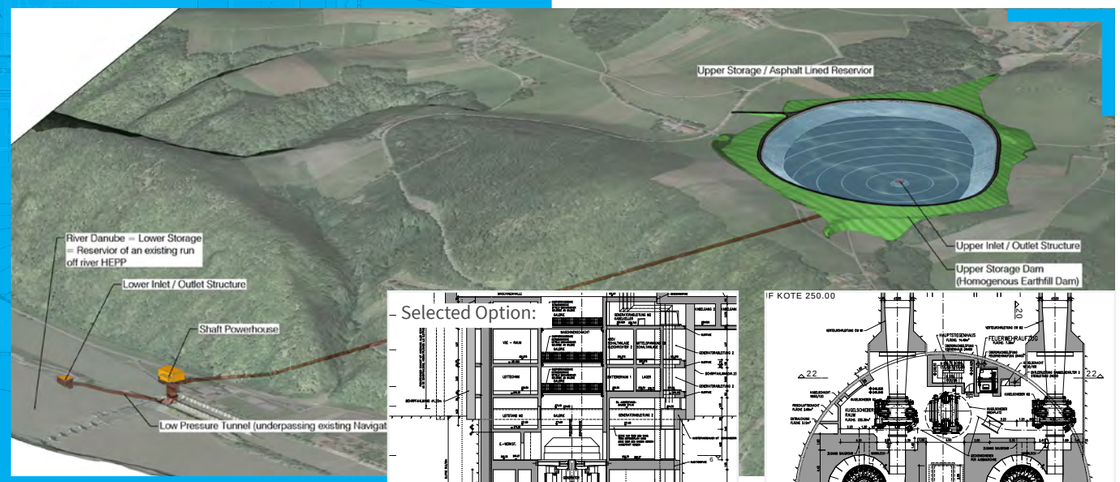

Selected Option:

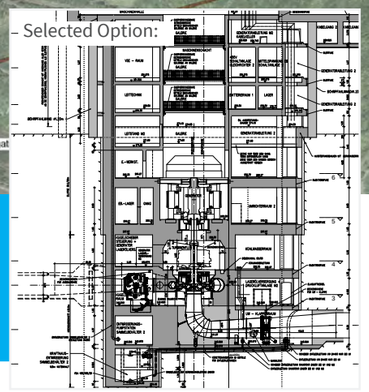

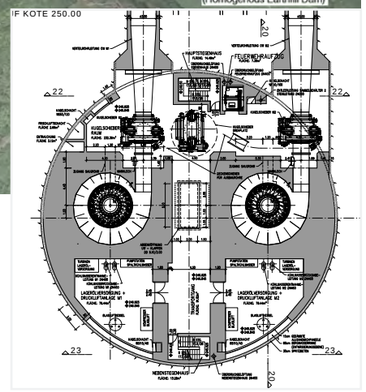

The pumped storage power plant represents a future-proof solution for sustainable energy supply and promotes the use of renewable energy sources in Germany.

BCI started by developing and comparing 4 different turbine / generator settings based on estimated construction costs and construction time. A single variabale speed pump turbine was compared against a set with two variabale speed pump turbines. Again compared against a set with state of the art booster pumps vs. a binary set of two separated turbines / pumps. Finally the set with two variable speed pump turbines was found to result in the best combination of Capex / Opex and energy market supply.

The selected options for the powerhouse, the dam, the penstock and intake structures then was detailed to a „fit for tender“ purpose.

Option 1:

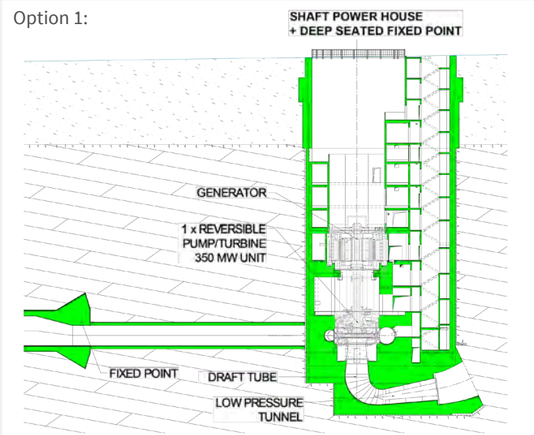

Option 3:

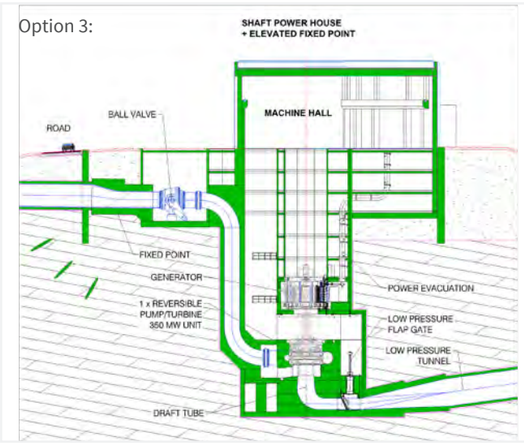

GENERAL PROJECT DATA

- Client: XXX
- Location: Germany
- Optimised Tender Design
- Installed Capacity: 350 MW

MAIN STRUCTURES

- Upper Reservior: Asphalt lined homogenousfill dam
- Pressure Shaft: Diameter 4.3m steel lined / concrete lined
- PH Shaft in loose soil and hard rock, diameter 29m, 45m deep
- Gross Head: 350m

Option 2: Booster pumps

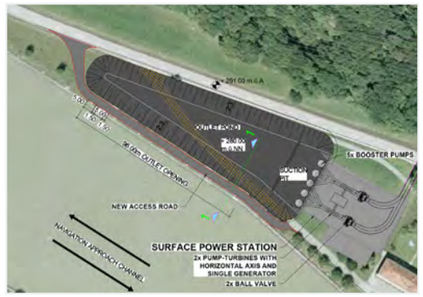

Option 4:

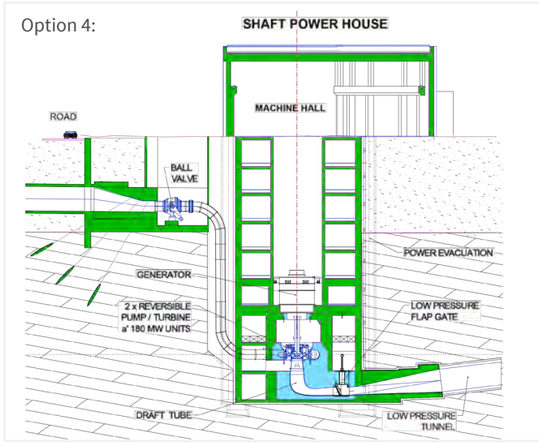



PUMPED STORAGE

PHES Limberg II / Limberg III

At the foot of Austria's highest mountain, the Großglockner, lies the Kaprun power plant group operated by the Austrian energy company VERBUND. To make optimal use of the two high-alpine reservoirs, Mooserboden and Wasserfallboden, with their massive dams, the Limberg II pumped storage power plant was commissioned in 2011. Commissioning of Limberg III took place in 2025. BCI was Verbund's stable partner in both projects.

Designed as an underground cavern power plant, Limberg II, respectively Limberg III, pump water from the lower-lying Wasserfallboden reservoir up to the higher Mooserboden reservoir. This stored potential energy can be converted back into electricity when needed, providing valuable balancing and regulating power for the electrical grid - earning it the title of one of the "electric batteries of the Alps."

BCI was commissioned by Pöyry (Lim II) respectively Tractebel (Lim III) and Verbund to carry out the design for the main machine cavern, the transformer cavern and all other concrete structures. The complex concrete geometries and the challenges of underground construction required exceptional precision, technical expertise, and meticulous design.

GENERAL PROJECT DATA

- Client: Verbund
- Location: Kaprun - Austria
- Detail Design
- Installed Capacity: 480 MW

MAIN STRUCTURES

- Cavern type underground powerhouse: 62 m long, 43 m heigh, 25 m wide
- Head race tunnel: 3.50 km, concrete lined, inner diameter 6.2 m
- Pressure Shaft: 700 m, 45°, 5 m inner diameter
- Gross Head: 365 m



PUMPED STORAGE

PHES Reißeck II

The Malta/Reißeck power plant group is one of the most powerful hydropower complexes in Europe and is operated by the Austrian energy company VERBUND.

The Reißeck II pumped storage power plant, built as an underground cavern facility, utilizes the elevation difference between the upper reservior Großer Mühldorfsee and the Gößkar lower reservior. When needed, water is pumped up to the Großer Mühldorfsee to store energy when sun and wind have excess production whilst providing deep storage backing capacity during night time and during periods of „dunkelflaute“.

BauCon International ZT GmbH was awarded with the design for the machine cavern, the transformer cavern and all other concrete structures at the Reißeck II pumped storage power plant.

GENERAL PROJECT DATA

- Client: VERBUND
- Location: Kaprun - Austria
- Detail Design
- Installed Capacity: 430 MW

MAIN STRUCTURES

- Cavern type underground powerhouse: 58m long, 39m heigh, 25m wide
- Head race tunnel: 2.80 km, concrete lined, inner diameter 6.2m
- Pressure Shaft: 820m, 3.60m inner diameter
- Gross Head: 595m

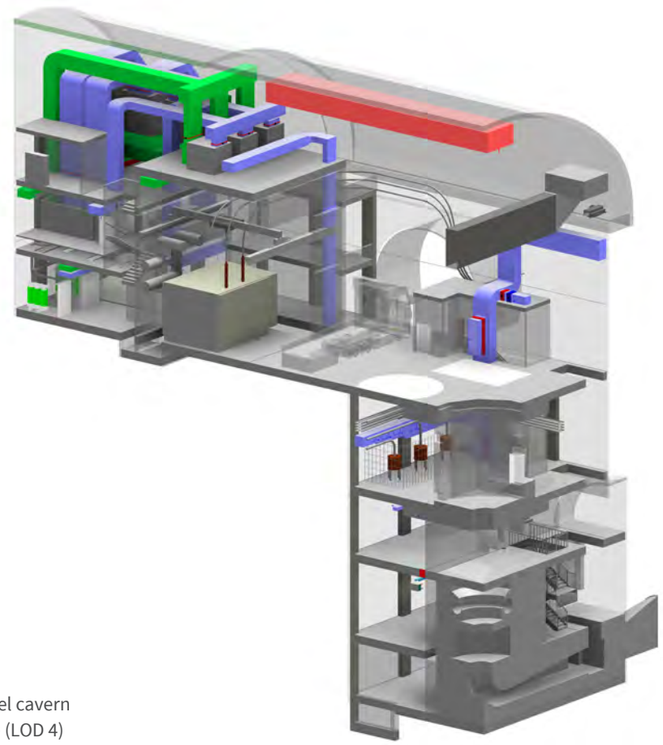

3D BIM model cavern powerhouse (LOD 4) (PSP Manara)

PUMPED STORAGE

PHES Manara

In the Manara PHES project, the EPC contractor developed an optimized cavern powerhouse design to reduce construction time and costs.

BCI was commissioned by the EPC contractor to develop and verify the detailed powerhouse geometry and to obtain the owner's approvals for the optimized concept.

Ensuring the required dynamic stiffness of the generator supports is a challenging task in PHES detailed design. Optimizing the cavern excavation volume requires large floor access openings to be positioned close to the generator pit. Successfully handling this contradiction in the detailed design brought significant value to our client.

GENERAL PROJECT DATA

- Client: Electra / Verbund
- Location: Kibbutz Manara - Israel
- Detail Design - Structural / Dynamic Calculation
- Installed Capacity: 220 respectively 156MW

MAIN STRUCTURES

- Cavern type underground powerhouse: 45m long, 35m heigh, 24m wide
- Head race tunnel: 1.10 km, concrete lined, inner diameter 3.0m
- Pressure Shaft: 600m, 3.00m inner diameter
- Gross Head: 700m

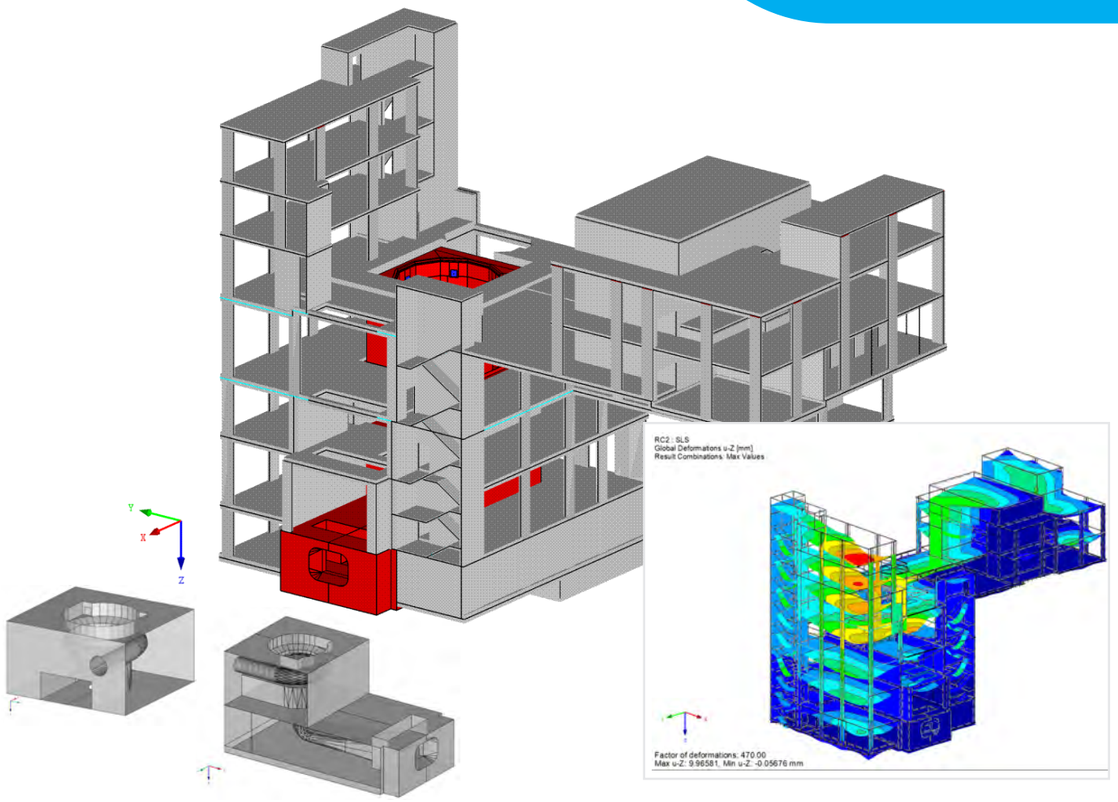

Embankment Dams and Concrete Dams

Expert solutions for dam design, ensuring safety, stability, and compliance worldwide.



BauCon International ZT GmbH designs and performs calculations for dams worldwide in compliance with applicable national standards and regulations. From homogeneous embankment dams and embankment dams with impermeable cores to surface-sealed embankment dams and concrete dams, BCI develops optimal, project-specific solutions for water retention. Our design services span all project phases, from initial concept to commissioning.

BCI is represented in both the Austrian Federal Commission on Dams and the Austrian Committee on Large Dams, ensuring we are always up to date to deliver state-of-the-art dam design.

Through our international work, we have developed specialized expertise in seismic design, allowing us to verify and enhance the stability of existing structures in response to updated standards and anticipated higher accelerations, using advanced engineering methods.

List of hydropower specific projects with Baucon Int. contribution:

Year	Project Name - Location	Installed Capacity	Client	Role
2024	PHES Riedl - Germany	350 MW	Verbund	Owners Engineer
2024	HPP Traunfall - Austria	30 MW	Energie AG	Owners Engineer
2024	PHES - Yeongdong - Korea	800 MW	Verbund	Advisor
2023	HPP - Golling - Austria	50 MW	Verbund	Owners Engineer
2023	HPP Tauernbach - Austria	30 MW	TIWAG	Owners Engineer
2019	HPP Dionysen - Austria	60 MW	Verbund	Owners Engineer
2023	PHES Wurthendamm - Austria	470 MW	KELAG	Approval Engineer
2021	PHES Tauernmoos - Austria	170 MW	ÖBB	Approval Engineer
2023	PHES Latschau Rodund - Austria	280+200+290 MW	Illwerke	Approval Engineer
2022	PHES Pioneer Valley - Australia	2500 MW	AFRY	Owners Engineer
2022	PHES Borumba - Australia	5000+ MW	AFRY	Owners Engineer
2022	PHES Limberg III - Austria	480 MW	Verbund	Owners Engineer
2021	PHES Manara - Israel	240 MW	Verbund	Contractors Engineer
2021	PHES Ahunan - Phillippines	1400 MW	AFRY	Owners Engineer
2020	HPP Lunag Prabang	1470 MW	Ch. Karnchang Lao Ltd.	Owners Engineer
2018	HPP Töging - Germany	140 MW	Verbund	Owners Engineer
2019	HPP Manila - Phillippines	5 MW	AFRY	Contractors Engineer
2019	HPP Arnstein - Austria	18 MW	Verbund	Owners Engineer
2018	PHES Galgenbichl - Austria	120 MW	Verbund	Owners Engineer
2018	PHES Kühtai - Austria	290 MW	Tiwag	Owners Engineer
2017	HPP Scheibs - Austria	15 MW	Hermann & Müller	Owners Engineer
2017	PHES Dießbach - Austria	24 MW	AFRY	Owners Engineer
2016	HPP Kirchbichl - Austria	38 MW	AFRY	Owners Engineer
2016	HPP Beyhani II - Turkey	400 MM	AFRY	Contractors Engineer
2015	HPP Zwatzdorf - Austria	5 MW	AFRY	Owners Engineer
2014	HPP Lower Kaleköy- Turkey	500 MW	AFRY	Contractors Engineer
2013	HPP Upper Kaleköy - Turkey	640 MW	AFRY	Contractors Engineer
2013	PHES Reißeck II	430 MW	AFRY / Verbund	Owners Engineer
2013	HPP Alpaslan II - Turkey	160 MW	AFRY	Owners Engineer
2012	PHES Hirzbach - Austria	1 MW	AFRY	Owners Engineer
2012	HPP Bruck - Austria	10 MW	Hermann & Müller	Owners Engineer
2012	HPP Kavşak Bendi - Turkey	180 MW	AFRY	Owners Engineer
2011	HPP Schwarzach - Austria	120 MW	Verbund	Owners Engineer
2011	HPP Hieflau - Austria	63 MW	AFRY	Owners Engineer
2011	HPP Beyhan 1 - Turkey	190 MW	AFRY	Contractors Engineer
2009	HPP Hallein - Austria	12 MW	AFRY	Owners Engineer
2007	PHES Limberg II - Austria	480 MW	AFRY	Owners Engineer
2005	HPP Zemm/Ziller - Austria	345 MW	Verbund	Owners Engineer
2003	HPP Loferbach - Austria	2 MW	AFRY	Owners Engineer

Company History

BauCon was founded in 1986 in Zell am See, Austria, by Harald Schlosser (MSc). Due to the high demand for design services from public and private clients, the company grew rapidly. In 1989, Hans-Georg Leitner (PhD) joined the company as Managing Director and introduced CAD-supported design, leading to industry-leading expertise in this field.

In 1993, Gerald Haussteiner (MSc) joined as Managing Director, and branch offices were established in Berlin, Germany, and Kitzbühel, Austria. At the same time, the BauCon brand was officially established. That same year, the company achieved ISO 9001 certification and was re-certified according to ISO 9001:2000 in 2001.

In 2001, a branch office was opened in Bolzano, Italy, followed by a branch office in Vienna, Austria, in 2005, which increased the number of employees to 50. In 2017, a branch was established in Hanoi, Vietnam, to accommodate the growing number of international projects. In 2018, three new managing directors, Bernd Englacher (Eng), Jan-Peter Hasse (MSc), and Hans-Martin Leitner (PhD), joined the company. This was followed in 2020 by the establishment of a branch in Bangkok, Thailand, in response to the growing business in Southeast Asia.

In 2023 BauCon opened the branch office in Salzburg, Austria and Lukas Schlosser (MSc.) joined the board of directors.

In 2024, Baucon International was founded to further drive expansion. The number of employees rose to 100, and Hans-Martin Leitner (PhD) and Florian Jandl (MSc) took over as CEOs.

In 2025, Baucon International established a strategic foothold „Down Under“ with it‘s latest branch office in Sydney.

OUR CLIENTS

AE&E / ALSTOM / Babcock Germany / AFRY / Siemens AG / Steinmüller / YARA / Verbund / Gruner / TIWAG / KELAG / ILLWERKE / Ch. Karnchang / Salzburg AG / Tractebel / Electra / Energie AG / Energie Steiermark / many more

MANAGING DIRECTORS OF BAUCON INTERNATIONAL ZT GMBH

Hans-Martin Leitner, PhD
CEO and owner
BauCon International ZT GmbH

Florian Jandl MSc. BSc
CEO and owner
BauCon International ZT GmbH

CONTACT AND LOCATIONS

Headquarter Vienna
BauCon International ZT GmbH

Marxergasse 1B
Bauteil N1/3.OG
A-1030 Wien

Phone: +43-1-813 14 15-0
Fax: +43-1-813 14 15-13
office.wien@baucon.at

Branch office Vietnam
BauCon International ZT GmbH

2nd floor, Chelsea Residences Building
No. 48 Tran Kim Xuyen street,
Yen Hoa ward,
Cau Giay district, Hanoi city

Phone: +84-942 00 10 91
office.hanoi@baucon.at

Branch office Bangkok
BauCon International ZT GmbH

Alma Link Bldg, 17 FL
25 Chit Lom Alley.
Lumpini, Pratumwan
Bangkok, 10330, Thailand

Mobile: +66 (0)65 236 7852
office.bangkok@baucon.at

Branch office Sydney
BauCon International ZT GmbH

L5 23-25 O'connell Street
Sydney, NSW 2000

office@baucon.au

Branch office Berlin
BauCon Berlin Kempfer

Neue Schöholzer Straße 1
D-13187 Berlin

Branch office Bolzano
BauCon ZT GmbH

Dr. Ing Simon Neulichedl
Schlachthofstraße 57
I-39100 Bolzano

Branch office Salzburg
BauCon ZT GmbH

Bayerhamerstraße 57
A-5020 Salzburg

Branch office Kitzbühel
BauCon ZT GmbH

Wegscheidgasse 2a
A-6370 Kitzbühel

Headquarter Zell am See
BauCon ZT GmbH

Skiliftstraße 3
A-5700 Zell am See